



Amplified Inductive Sensors Ø 30



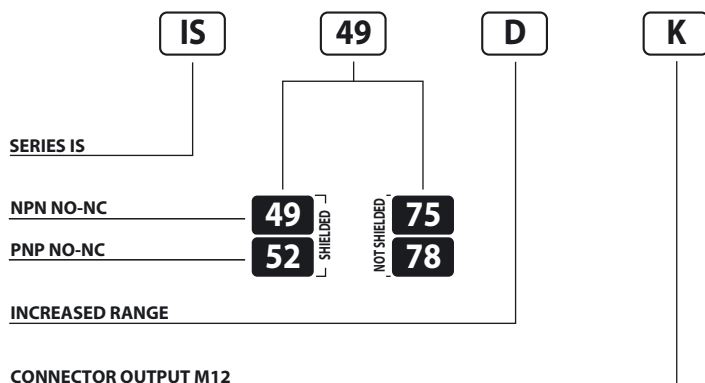
AMPLIFIED INDUCTIVE SENSORS INCREASED RANGE 10÷30 VDC 4 WIRES NPN OR PNP OUTPUT

- Four-wire sensors
- Increased range, shielded, not shielded
- Range, 15mm to 20 mm
- Short housing
- Cable or M12 quick connect models
- 200mA NPN or PNP
- Operation LED

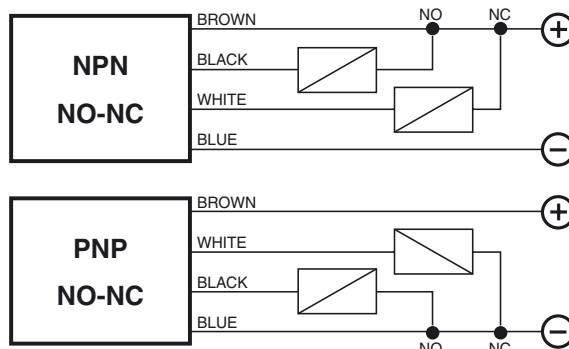
IS Series



Identification code

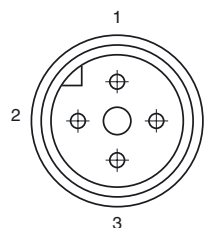


Wiring diagrams



	SHIELDED	NOT SHIELDED
NOMINAL SWITCHING DISTANCE (S _n)	15 mm	20 mm
NOMINAL VOLTAGE	10 ÷ 30 VDC (-15 / +10%)	
RESIDUAL RIPPLE	≤ 10%	
HYSTERESIS	< 10%	
MAX. OUTPUT CURRENT	200 mA	
RESIDUAL CURRENT	< 10 mA	
VOLTAGE DROP	< 1.2 V (I = 100 mA)	
OPERATION LED	Yellow	
SWITCHING FREQUENCY	200 Hz	
START UP DELAY	≤ 75 mS	
REPEATABILITY	≤ 3%	
SHORT CIRCUIT PROTECTION	Present (self-resetting)	
ELECTRIC PROTECTIONS	Against polarity reversal - inductive loads	
TEMPERATURE LIMITS	- 25 ÷ +70 °C	
PROTECTION DEGREE	IP 67	
CABLE LENGTH	2 m	
CABLE SECTION	3 x 0,25 mm ²	
HOUSING MATERIAL	Nickel-plated brass	
WEIGHT - Cable output -	210 g	
WEIGHT - K connector output -	170 g	

Connection with connector M12 (K)



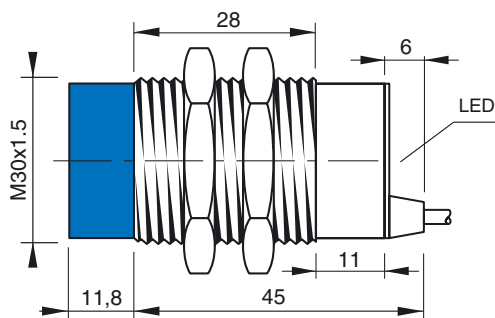
View of quadripole male connector.

CONFIGURAZIONE CONTATTI

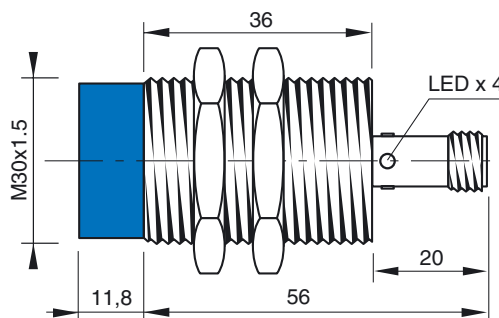
Available	Contacts numbers			
	1	2	3	4
(NO + NC)	+	NC	-	NO

Dimensions (mm)

CONFIGURATION WITH CABLE



CONFIGURATION WITH CONNECTOR K



Note: the front part in blue refers to not shielded models.