

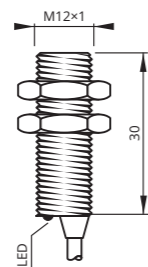
Inductive Proximity Switch
3-Wire DC

Induktive Näherungsschalter
3-Leiter DC

shielded
bündig
M12 × 1 | 2 mm



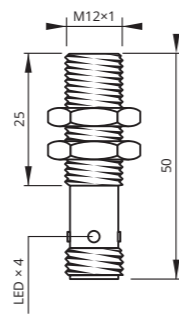
standard



shielded
bündig
M12 × 1 | 2 mm



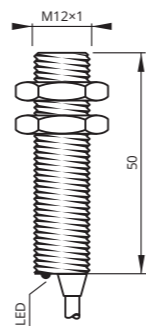
standard



shielded
bündig
M12 × 1 | 2 mm



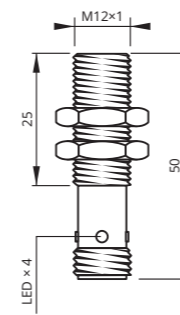
standard



shielded
bündig
M12 × 1 | 2 mm



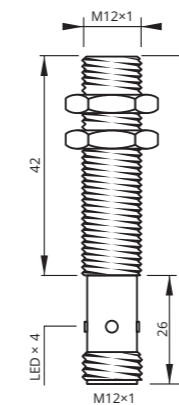
standard



shielded
bündig
M12 × 1 | 2 mm



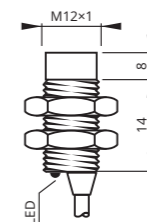
standard



unshielded
nicht bündig
M12 × 1 | 4 mm



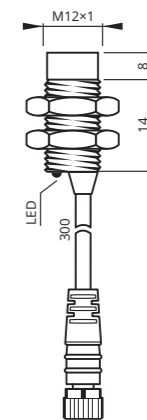
standard



unshielded
nicht bündig
M12 × 1 | 4 mm



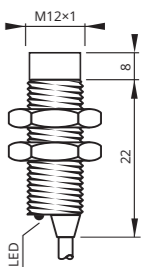
standard



unshielded
nicht bündig
M12 × 1 | 4 mm



standard



Sensing distance S_n	Schaltabstand S_n	2 mm	2 mm	2 mm	2 mm	2 mm	2 mm	4 mm	4 mm	4 mm
Operating voltage	Betriebsspannung	10...30 V _{DC}	10...30 V _{DC}	10...30 V _{DC}	10...30 V _{DC}	10...30 V _{DC}	10...30 V _{DC}	10...30 V _{DC}	10...30 V _{DC}	10...30 V _{DC}
Reverse polarity protection	Verpolungsschutz	built-in integriert	built-in integriert	built-in integriert	built-in integriert	built-in integriert	built-in integriert	built-in integriert	built-in integriert	built-in integriert
Current consumption	Stromverbrauch	<8 mA	<8 mA	<8 mA	<8 mA	<8 mA	<8 mA	<8 mA	<8 mA	<8 mA
Current load capability	Ausgangsbelaubarkeit	200 mA	200 mA	200 mA	200 mA	200 mA	200 mA	200 mA	200 mA	200 mA
Short circuit protection	Kurzschlusschutz	built-in integriert	built-in integriert	built-in integriert	built-in integriert	built-in integriert	built-in integriert	built-in integriert	built-in integriert	built-in integriert
Voltage drop	Spannungsabfall	<1.5 V @ 200 mA	<1.5 V @ 200 mA	<1.5 V @ 200 mA	<1.5 V @ 200 mA	<1.5 V @ 200 mA	<1.5 V @ 200 mA	<1.5 V @ 200 mA	<1.5 V @ 200 mA	<1.5 V @ 200 mA
Switching frequency	Schaltfrequenz	2000 Hz	2000 Hz	2000 Hz	2000 Hz	2000 Hz	2000 Hz	1000 Hz	1000 Hz	1000 Hz
Correction factor	Korrekturfaktor	Alu 0.45 · Brs 0.50 · SS 0.85	Alu 0.45 · Brs 0.50 · SS 0.85	Alu 0.45 · Brs 0.50 · SS 0.85	Alu 0.45 · Brs 0.50 · SS 0.85	Alu 0.45 · Brs 0.50 · SS 0.85	Alu 0.45 · Brs 0.50 · SS 0.85	Alu 0.45 · Brs 0.50 · SS 0.85	Alu 0.45 · Brs 0.50 · SS 0.85	Alu 0.45 · Brs 0.50 · SS 0.85
Operating temperature	Betriebstemperatur	-25...+75 °C	-25...+75 °C	-25...+75 °C	-25...+75 °C	-25...+75 °C	-25...+75 °C	-25...+75 °C	-25...+75 °C	-25...+75 °C
Protection class	Schutzklasse	IP67	IP67	IP67	IP67	IP67	IP67	IP67	IP67	IP67
Sensing face	Sensorfläche	POM	POM	POM	POM	POM	POM	POM	POM	POM
Housing material	Gehäusewerkstoff	brass Messing	brass Messing	brass Messing	brass Messing	brass Messing	brass Messing	brass Messing	brass Messing	brass Messing
Switching indicator	Schaltanzeige	built-in integriert	built-in integriert	built-in integriert	built-in integriert	built-in integriert	built-in integriert	built-in integriert	built-in integriert	built-in integriert
Connection	Anschluss	PVC, ultra-flex	conn. M12 M12-Stecker	PVC, ultra-flex	conn. M12 M12-Stecker	conn. M12 M12-Stecker	conn. M12 M12-Stecker	PVC, ultra-flex	PVC, 300 mm, M12	PVC, ultra-flex
Article code PNP, NO	—	IPS12-S2PO30-A2P	IPS12-S2PO35-A12	IPS12-S2PO50-A2P	IPS12-S2PO50-A12	IPS12-S2PO68-A12	IPS12-S2PO68-A12	IPS12-N4PO22-A2P	IPS12-N4PO22-3P12	IPS12-N4PO30-A2P
Article code PNP, NC	—	IPS12-S2PC30-A2P	IPS12-S2PC35-A12	IPS12-S2PC50-A2P	IPS12-S2PC50-A12	IPS12-S2PC68-A12	IPS12-S2PC68-A12	IPS12-N4PC22-A2P	IPS12-N4PC22-3P12	IPS12-N4PC30-A2P
Article code PNP, NO+NC	—+ —									
Article code NPN, NO	—	IPS12-S2NO30-A2P	IPS12-S2NO35-A12	IPS12-S2NO50-A2P	IPS12-S2NO50-A12	IPS12-S2NO68-A12	IPS12-S2NO68-A12	IPS12-N4NO22-A2P	IPS12-N4NO22-3P12	IPS12-N4NO30-A2P
Article code NPN, NC	—	IPS12-S2NC30-A2P	IPS12-S2NC35-A12	IPS12-S2NC50-A2P	IPS12-S2NC50-A12	IPS12-S2NC68-A12	IPS12-S2NC68-A12	IPS12-N4NC22-A2P	IPS12-N4NC22-3P12	IPS12-N4NC30-A2P
Article code NPN, NO+NC	—+ —									

Mind O ≠ 0, I ≠ 1 ≠ 1, S ≠ 5, B ≠ 8. O ≠ 0, I ≠ 1 ≠ 1, S ≠ 5, B ≠ 8 beachten.

Xecro reserves the right to make minor changes without prior notification.
Xecro behält sich das Recht auf geringe Änderungen ohne Ankündigung vor.

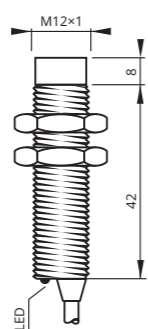
Inductive Proximity Switch
3-Wire DC

Induktive Näherungsschalter
3-Leiter DC

unshielded
nicht bündig
M12 × 1 | 4 mm



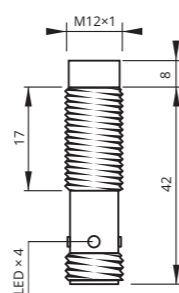
standard



unshielded
nicht bündig
M12 × 1 | 4 mm



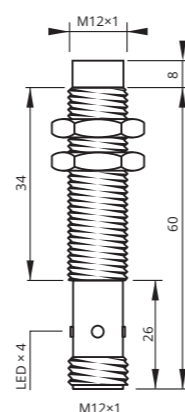
standard



unshielded
nicht bündig
M12 × 1 | 4 mm



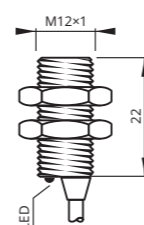
standard



shielded
bündig
M12 × 1 | 4 mm



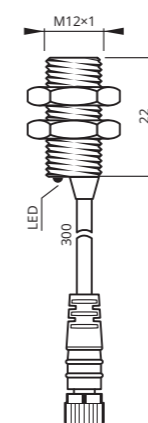
increased
erhöht



shielded
bündig
M12 × 1 | 4 mm



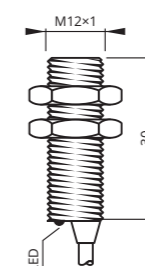
increased
erhöht



shielded
bündig
M12 × 1 | 4 mm



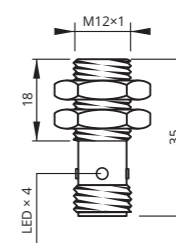
increased
erhöht



shielded
bündig
M12 × 1 | 4 mm



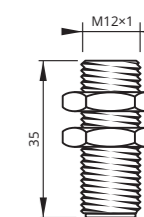
increased
erhöht



shielded
bündig
M12 × 1 | 4 mm



increased
erhöht



Sensing distance S_n	Schaltabstand S_n	4 mm	4 mm	4 mm	4 mm	4 mm	4 mm	4 mm	4 mm	4 mm	4 mm	4 mm
Operating voltage	Betriebsspannung	10...30 V _{DC}	10...30 V _{DC}	10...30 V _{DC}	10...30 V _{DC}	10...30 V _{DC}	10...30 V _{DC}	10...30 V _{DC}	10...30 V _{DC}	10...30 V _{DC}	10...30 V _{DC}	10...30 V _{DC}
Reverse polarity protection	Verpolungsschutz	built-in integriert	built-in integriert	built-in integriert	built-in integriert	built-in integriert	built-in integriert	built-in integriert	built-in integriert	built-in integriert	built-in integriert	built-in integriert
Current consumption	Stromverbrauch	<8 mA	<8 mA	<8 mA	<8 mA	<8 mA	<8 mA	<8 mA	<8 mA	<8 mA	<8 mA	<8 mA
Current load capability	Ausgangsbelaubarkeit	200 mA	200 mA	200 mA	200 mA	200 mA	200 mA	200 mA	200 mA	200 mA	200 mA	200 mA
Short circuit protection	Kurzschlusschutz	built-in integriert	built-in integriert	built-in integriert	built-in integriert	built-in integriert	built-in integriert	built-in integriert	built-in integriert	built-in integriert	built-in integriert	built-in integriert
Voltage drop	Spannungsabfall	<1.5 V @ 200 mA	<1.5 V @ 200 mA	<1.5 V @ 200 mA	<1.5 V @ 200 mA	<1.5 V @ 200 mA	<1.5 V @ 200 mA	<1.5 V @ 200 mA	<1.5 V @ 200 mA	<1.5 V @ 200 mA	<1.5 V @ 200 mA	<1.5 V @ 200 mA
Switching frequency	Schaltfrequenz	1000 Hz	1000 Hz	1000 Hz	1000 Hz	1000 Hz	1000 Hz	1000 Hz	1000 Hz	1000 Hz	1000 Hz	1000 Hz
Correction factor	Korrekturfaktor	Alu 0.45 · Brs 0.50 · SS 0.85	Alu 0.45 · Brs 0.50 · SS 0.85	Alu 0.45 · Brs 0.50 · SS 0.85	Alu 0.45 · Brs 0.50 · SS 0.85	Alu 0.45 · Brs 0.50 · SS 0.85	Alu 0.45 · Brs 0.50 · SS 0.85	Alu 0.45 · Brs 0.50 · SS 0.85	Alu 0.45 · Brs 0.50 · SS 0.85	Alu 0.45 · Brs 0.50 · SS 0.85	Alu 0.45 · Brs 0.50 · SS 0.85	Alu 0.45 · Brs 0.50 · SS 0.85
Operating temperature	Betriebstemperatur	-25...+75 °C	-25...+75 °C	-25...+75 °C	-25...+75 °C	-25...+75 °C	-25...+75 °C	-25...+75 °C	-25...+75 °C	-25...+75 °C	-25...+75 °C	-25...+75 °C
Protection class	Schutzklasse	IP67	IP67	IP67	IP67	IP67	IP67	IP67	IP67	IP67	IP67	IP67
Sensing face	Sensorfläche	POM	POM	POM	POM	POM	POM	POM	POM	POM	POM	POM
Housing material	Gehäusewerkstoff	brass Messing	brass Messing	brass Messing	brass Messing	brass Messing	brass Messing	brass Messing	brass Messing	brass Messing	brass Messing	brass Messing
Switching indicator	Schaltanzeige	built-in integriert	built-in integriert	built-in integriert	built-in integriert	built-in integriert	built-in integriert	built-in integriert	built-in integriert	built-in integriert	built-in integriert	built-in integriert
Connection	Anschluss	PVC, ultra-flex	conn. M12 M12-Stecker	conn. M12 M12-Stecker	PVC, ultra-flex	PVC, 300 mm, M12	PVC, ultra-flex	conn. M12 M12-Stecker	conn. M12 M12-Stecker	conn. M12 M12-Stecker	conn. M12 M12-Stecker	conn. M12 M12-Stecker
Article code PNP, NO	└┐	IPS12-N4PO50-A2P	IPS12-N4PO50-A12	IPS12-N4PO68-A12	IPS12-S4PO22-A2P	IPS12-S4PO22-3P12	IPS12-S4PO30-A2P	IPS12-S4PO35-A12	IPS12-S4PO35-N12	IPS12-S4PO35-N12	IPS12-S4PO35-N12	IPS12-S4PO35-N12
Article code PNP, NC	└┘	IPS12-N4PC50-A2P	IPS12-N4PC50-A12	IPS12-N4PC68-A12	IPS12-S4PC22-A2P	IPS12-S4PC22-3P12	IPS12-S4PC30-A2P	IPS12-S4PC35-A12	IPS12-S4PC35-N12	IPS12-S4PC35-N12	IPS12-S4PC35-N12	IPS12-S4PC35-N12
Article code PNP, NO+NC	└┐└┘						IPS12-S4PCO30-A2P					
Article code NPN, NO	└┐	IPS12-N4NO50-A2P	IPS12-N4NO50-A12	IPS12-N4NO68-A12	IPS12-S4NO22-A2P	IPS12-S4NO22-3P12	IPS12-S4NO30-A2P	IPS12-S4NO35-A12	IPS12-S4NO35-N12	IPS12-S4NO35-N12	IPS12-S4NO35-N12	IPS12-S4NO35-N12
Article code NPN, NC	└┘	IPS12-N4NC50-A2P	IPS12-N4NC50-A12	IPS12-N4NC68-A12	IPS12-S4NC22-A2P	IPS12-S4NC22-3P12	IPS12-S4NC30-A2P	IPS12-S4NC35-A12	IPS12-S4NC35-N12	IPS12-S4NC35-N12	IPS12-S4NC35-N12	IPS12-S4NC35-N12
Article code NPN, NO+NC	└┐└┘						IPS12-S4NCO30-A2P					

Mind O ≠ 0, I ≠ 1 ≠ 1, S ≠ 5, B ≠ 8. O ≠ 0, I ≠ 1 ≠ 1, S ≠ 5, B ≠ 8 beachten.

Xecro reserves the right to make minor changes without prior notification.
Xecro behält sich das Recht auf geringe Änderungen ohne Ankündigung vor.

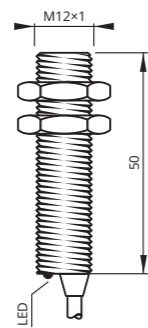
Inductive Proximity Switch
3-Wire DC

Induktive Näherungsschalter
3-Leiter DC

shielded
bündig
M12 × 1 | 4 mm



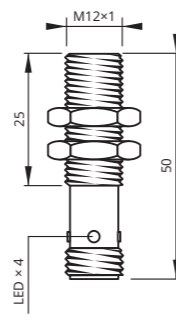
increased
erhöht



shielded
bündig
M12 × 1 | 4 mm



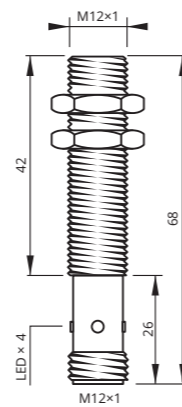
increased
erhöht



shielded
bündig
M12 × 1 | 4 mm



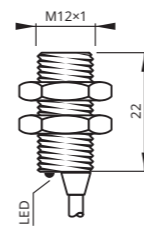
increased
erhöht



semi-shielded
quasi-bündig
M12 × 1 | 6 mm



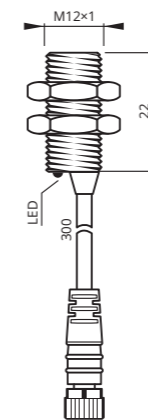
extended
erweitert



semi-shielded
quasi-bündig
M12 × 1 | 6 mm



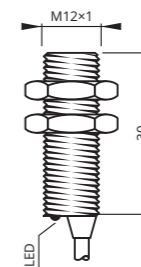
extended
erweitert



semi-shielded
quasi-bündig
M12 × 1 | 6 mm



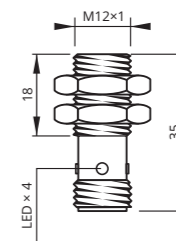
extended
erweitert



semi-shielded
quasi-bündig
M12 × 1 | 6 mm



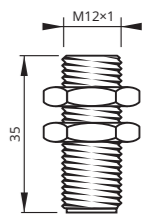
extended
erweitert



semi-shielded
quasi-bündig
M12 × 1 | 6 mm



extended
erweitert



Sensing distance S_n	Schaltabstand S_n	4 mm	4 mm	4 mm	6 mm	6 mm	6 mm	6 mm	6 mm
Operating voltage	Betriebsspannung	10...30 V _{DC}	10...30 V _{DC}	10...30 V _{DC}	10...30 V _{DC}	10...30 V _{DC}	10...30 V _{DC}	10...30 V _{DC}	10...30 V _{DC}
Reverse polarity protection	Verpolungsschutz	built-in integriert	built-in integriert	built-in integriert	built-in integriert	built-in integriert	built-in integriert	built-in integriert	built-in integriert
Current consumption	Stromverbrauch	<8 mA	<8 mA	<8 mA	<8 mA	<8 mA	<8 mA	<8 mA	<8 mA
Current load capability	Ausgangsbelaubarkeit	200 mA	200 mA	200 mA	200 mA	200 mA	200 mA	200 mA	200 mA
Short circuit protection	Kurzschlussschutz	built-in integriert	built-in integriert	built-in integriert	built-in integriert	built-in integriert	built-in integriert	built-in integriert	built-in integriert
Voltage drop	Spannungsabfall	<1.5 V @ 200 mA	<1.5 V @ 200 mA	<1.5 V @ 200 mA	<1.5 V @ 200 mA	<1.5 V @ 200 mA	<1.5 V @ 200 mA	<1.5 V @ 200 mA	<1.5 V @ 200 mA
Switching frequency	Schaltfrequenz	1000 Hz	1000 Hz	1000 Hz	800 Hz	800 Hz	800 Hz	800 Hz	800 Hz
Correction factor	Korrekturfaktor	Alu 0.45 · Brs 0.50 · SS 0.85	Alu 0.45 · Brs 0.50 · SS 0.85	Alu 0.45 · Brs 0.50 · SS 0.85	Alu 0.45 · Brs 0.50 · SS 0.85	Alu 0.45 · Brs 0.50 · SS 0.85	Alu 0.45 · Brs 0.50 · SS 0.85	Alu 0.45 · Brs 0.50 · SS 0.85	Alu 0.45 · Brs 0.50 · SS 0.85
Operating temperature	Betriebstemperatur	-25...+75 °C	-25...+75 °C	-25...+75 °C	-25...+75 °C	-25...+75 °C	-25...+75 °C	-25...+75 °C	-25...+75 °C
Protection class	Schutzklasse	IP67	IP67	IP67	IP67	IP67	IP67	IP67	IP67
Sensing face	Sensorfläche	POM	POM	POM	POM	POM	POM	POM	POM
Housing material	Gehäusewerkstoff	brass Messing	brass Messing	brass Messing	brass Messing	brass Messing	brass Messing	brass Messing	brass Messing
Switching indicator	Schaltanzeige	built-in integriert	built-in integriert	built-in integriert	built-in integriert	built-in integriert	built-in integriert	built-in integriert	built-in integriert
Connection	Anschluss	PVC, ultra-flex	conn. M12 M12-Stecker	conn. M12 M12-Stecker	PVC, ultra-flex	PVC, 300 mm, M12	PVC, ultra-flex	conn. M12 M12-Stecker	conn. M12 M12-Stecker
Article code PNP, NO	—	IPS12-S4PO50-A2P	IPS12-S4PO50-A12	IPS12-S4PO68-A12	IPS12-S6PO22-A2P	IPS12-S6PO22-3P12	IPS12-S6PO30-A2P	IPS12-S6PO35-A12	IPS12-S6PO35-N12
Article code PNP, NC	—	IPS12-S4PC50-A2P	IPS12-S4PC50-A12	IPS12-S4PC68-A12	IPS12-S6PC22-A2P	IPS12-S6PC22-3P12	IPS12-S6PC30-A2P	IPS12-S6PC35-A12	IPS12-S6PC35-N12
Article code PNP, NO+NC	—+ —	IPS12-S4PCO50-A2P	IPS12-S4PCO50-A12	IPS12-S4PCO68-A12					
Article code NPN, NO	—	IPS12-S4NO50-A2P	IPS12-S4NO50-A12	IPS12-S4NO68-A12	IPS12-S6NO22-A2P	IPS12-S6NO22-3P12	IPS12-S6NO30-A2P	IPS12-S6NO35-A12	IPS12-S6NO35-N12
Article code NPN, NC	—	IPS12-S4NC50-A2P	IPS12-S4NC50-A12	IPS12-S4NC68-A12	IPS12-S6NC22-A2P	IPS12-S6NC22-3P12	IPS12-S6NC30-A2P	IPS12-S6NC35-A12	IPS12-S6NC35-N12
Article code NPN, NO+NC	—+ —	IPS12-S4NCO50-A2P	IPS12-S4NCO50-A12	IPS12-S4NCO68-A12					

Mind O ≠ 0, I ≠ 1 ≠ 1, S ≠ 5, B ≠ 8. O ≠ 0, I ≠ 1 ≠ 1, S ≠ 5, B ≠ 8 beachten.

Xecro reserves the right to make minor changes without prior notification.
Xecro behält sich das Recht auf geringe Änderungen ohne Ankündigung vor.